

2014 Australian Superbike Championships



Round 2 Phillip Island GP Circuit July 19 & 20 SUPERSPORT Qualifying 1



Date: 19/07/14
Event: Q03
Weather: Fine & partly cloudy - 12.6C
Track: Almost dry - Temp: 19.2C

Started at: 12:33:25
Laps: 20 Min
Starters: 24
Printed at: 13:07

PROVISIONAL CLASSIFICATION

Pos	No	Name	Machine	Fastest Lap	On Lap	Behind Prev	Behind Leader	Top Speed
1	1	Daniel FALZON (SA) / Caterpillar / EPSA / Yamaha	Yamaha YZF-R6	1:37.731	7 of 7			261
2	44	Matthew DAVIES (NSW) / Iplex / Pipelines / YRD / Held Biker Gear / Arai / Winslow Constr.	Yamaha YZF-R6	1:38.212	7 of 7	.481	.481	262
3	52	Ryan TAYLOR (VIC) / Motul / Pirelli / YRD / MUPO / SW Racing	Yamaha YZF-R6	1:38.518	4 of 4	.306	.787	257
4	41	Aiden WAGNER (QLD)	Yamaha YZF-R6	1:38.559	7 of 7	.041	.828	257
5	58	Luke BURGESS (QLD) / MacKay Kawasaki / SWRacing / HR Smart Solutions / JP Piping	Kawasaki ZX6R	1:38.957	5 of 5	.398	1.226	256
6	48	Justin DIGIANDOMENICO (VIC) / Stafford M-cycles / Indeco / Wurth Aust / YRD / Indeco	Yamaha YZF-R6	1:39.571	8 of 8	.614	1.840	258
7	17	Sam LAMBERT (NT) / Gold Coast Triumph / Bolt Action / LVL	Triumph Daytona	1:39.582	9 of 11	.011	1.851	263
8	93	Adrian DIGIANDOMENICO (VIC) / Stafford M-cycles / Indeco / Wurth Aust / YRD / Indeco	Yamaha YZF-R6	1:39.600	7 of 10	.018	1.869	254
9	65	Hudson PITT (SA)	Yamaha YZF-R6	1:39.819	8 of 11	.219	2.088	258
10	82	Chris QUINN (NSW) / Coopers Pale Ale Yamaha / Holmes Extractive Resources	Yamaha YZF-R6	1:39.874	8 of 8	.055	2.143	258
11	68	Mitch LEVY (NSW) / Vern Graham M-cycles	Yamaha YZF-R6	1:40.403	6 of 11	.529	2.672	265
12	78	Michael BLAIR (NSW) / Campbell Home Hardware / Blairbuild / Groot Civil	Yamaha YZF-R6	1:40.819	9 of 11	.416	3.088	260
13	30	Kane BURNS (NSW) / Moto National / G.J.Gardner Homes	Suzuki GSX-R	1:41.356	4 of 4	.537	3.625	258
14	67	Brenton HYDE (NSW) / Coopers Pale Ale Yamaha / The Channon Tavern / YRD	Yamaha YZF-R6	1:43.397	9 of 9	2.041	5.666	248
15	3	David BARKER (VIC)	Yamaha YZF-R6	1:43.631	9 of 10	.234	5.900	251
16	74	Cam RUSSELL (VIC) / Silkolene / Dynoverks / Sign Pro / BHF	Yamaha YZF-R6	1:44.355	8 of 11	.724	6.624	252
17	43	Chris EARLY (VIC) / iautomation / Sign Pro / Limelight Inc / Str8 Line Landscaping	Yamaha YZF-R6	1:44.692	8 of 9	.337	6.961	241
18	5	Callum ALDERSON (VIC) / Signpro / NZI Helmets / Cassons / Dainese / Motov8 / Big Knobs	Yamaha YZF-R6	1:45.472	8 of 11	.780	7.741	253
19	104	Anthony NICOLO (VIC) / Chas Hern Racing	Suzuki GSX-R	1:46.189	11 of 11	.717	8.458	243
20	83	Kieran MAHER (VIC) / Rhino the Wrecker / Advance Fire Doors / Arden Homes / Signpro	Yamaha YZF-R6	1:46.487	6 of 11	.298	8.756	243
21	45	Joshua LEONARD (QLD) / Ascot Demolition / BBA Marine / Clarke Signs	Yamaha YZF-R6	1:48.644	6 of 10	2.157	10.913	244
22	13	Chris GALLAGHER (VIC) / Mask Imagery / Book On	Suzuki GSX-R	1:52.987	8 of 11	4.343	15.256	232
23	98	Aaron LINHAM (WA)	Triumph Daytona	1:56.772	8 of 11	3.785	19.041	236
Not enough laps								
NC	29	Patrick LI (VIC) / MotoGo Motorcycles	Kawasaki ZX6R	.000	0 of 0		-1:37.731	1

Current best lap for SS class - 1:35.826 by Shannon JOHNSON (VIC) on a Honda CBR-RR set on 16/10/09

*** Indicative qualifying time - 1:52.391 ***

*** RED FLAG after 3 minutes due to crashed bike on track at turn 4. Session re-started for 17 minutes ***

The results are provisional until the end of the time limit for protests and appeals.

Scott Laing
Chief Time Keeper - Scott Laing

Tom Williams
Clerk of Course - Tom Williams


Computime Race Timing Systems Pty Ltd © 1996
Licensed to Computime Race Timing Systems

www.computime.com.au

COMPUTIME RACE TIMING SYSTEMS PTY LTD

9 Timber Lane, Glen Waverley, Vic 3150. Ph : 0418 17 13 17

E-mail : scott@computime.com.au



2014 Australian Superbike Championships



Round 2 Phillip Island GP Circuit July 19 & 20 SUPERSPORT Qualifying 1



Date: 19/07/14
Event: Q03
Weather: Fine & partly cloudy - 12.6C
Track: Almost dry - Temp: 19.2C

Started at: 12:33:25
Laps: 20 Min
Starters: 24
Printed at: 13:07

PROVISIONAL LAP TIMES

No	Name	Lap 1	Lap 2	Lap 3	Lap 4	Lap 5	Lap 6	Lap 7	Lap 8	Lap 9	Lap 10	Lap 11
1	Daniel FALZON (SA)	1:58.976	7:21.240	1:50.092	1:40.850	1:39.896	1:37.769	1:37.731				
3	David BARKER (VIC)	1:58.942	7:04.866	1:54.314	1:47.691	1:46.718	1:44.636	1:45.088	1:44.267	1:43.631	1:45.561	
5	Callum ALDERSON (VIC)	2:01.205	7:07.497	1:55.671	1:47.231	1:48.038	1:46.748	1:46.048	1:45.472	2:43.600	1:54.816	1:47.483
13	Chris GALLAGHER (VIC)	2:13.870	7:30.073	2:08.105	1:56.551	1:56.056	1:54.455	1:53.437	1:52.987	1:54.023	1:54.482	1:53.657
17	Sam LAMBERT (NT)	1:55.596	7:04.716	1:48.362	1:41.055	3:20.803	1:51.323	1:40.138	1:40.020	1:39.582	2:43.737	1:48.792
30	Kane BURNS (NSW)	1:55.141	7:04.660	1:49.894	1:41.356							
41	Aiden WAGNER (QLD)	6:53.367	1:46.454	1:39.214	5:53.410	1:47.043	1:39.745	1:38.559				
43	Chris EARLY (VIC)	2:01.493	7:02.762	1:56.776	1:46.675	1:44.907	1:44.832	1:44.949	1:44.692	1:44.820		
44	Matthew DAVIES (NSW)	1:55.451	7:08.853	1:52.419	1:39.814	1:38.979	1:39.981	1:38.212				
45	Joshua LEONARD (QLD)	2:12.182	6:18.208	2:03.474	1:51.016	1:50.214	1:48.644	4:11.394	2:01.935	1:50.216	1:50.192	
48	Justin DIGIANDOMENICO (VIC)	1:53.524	8:34.368	1:51.777	1:40.933	1:39.995	5:53.939	1:53.039	1:39.571			
52	Ryan TAYLOR (VIC)	2:00.712	1:38.668	1:38.751	1:38.518							
58	Luke BURGESS (QLD)	6:39.350	1:50.948	1:41.264	1:40.457	1:38.957						
65	Hudson PITT (SA)	2:01.518	7:09.464	1:56.185	1:42.145	1:41.600	1:41.179	1:40.310	1:39.819	1:41.112	1:40.312	1:40.668
67	Brenton HYDE (NSW)	2:02.754	6:51.429	1:55.255	1:45.313	1:45.331	1:44.371	1:44.604	1:44.083	1:43.397		
68	Mitch LEVY (NSW)	7:52.206	1:52.585	1:41.990	1:40.701	1:41.009	1:40.403	1:41.588	1:41.721	2:50.708	1:49.627	1:40.764
74	Cam RUSSELL (VIC)	2:01.497	8:12.455	2:02.742	1:47.532	1:47.860	1:49.260	1:44.865	1:44.355	2:37.305	2:01.935	1:47.163
78	Michael BLAIR (NSW)	1:55.606	7:10.003	1:50.813	1:41.731	1:43.160	1:41.773	1:41.094	1:40.933	1:40.819	2:50.606	1:50.674
82	Chris QUINN (NSW)	7:39.937	1:56.256	1:42.907	1:41.074	1:40.740	1:40.404	1:40.304	1:39.874			
83	Kieran MAHER (VIC)	2:04.809	6:46.421	1:55.417	1:48.607	1:48.240	1:46.487	1:46.904	1:47.881	1:47.425	1:48.707	1:49.888
93	Adrian DIGIANDOMENICO (VIC)	1:53.347	8:19.276	1:54.753	1:41.722	1:40.178	1:41.291	1:39.600	4:08.803	1:58.231	1:40.391	
98	Aaron LINHAM (WA)	2:09.859	7:28.722	2:08.221	1:57.890	1:59.100	1:57.503	1:57.445	1:56.772	1:58.387	1:57.859	1:57.257
104	Anthony NICOLO (VIC)	2:06.392	7:38.911	2:01.361	1:47.073	1:47.799	1:46.745	1:46.317	1:46.607	1:47.105	3:33.882	1:46.189

*** Indicative qualifying time - 1:52.391 ***

*** RED FLAG after 3 minutes due to crashed bike on track at turn 4. Session re-started for 17 minutes ***

The results are provisional until the end of the time limit for protests and appeals.

Chief Time Keeper - Scott Laing

Clerk of Course - Tom Williams



Computime Race Timing Systems Pty Ltd © 1996
Licensed to Computime Race Timing Systems

www.computime.com.au

COMPUTIME RACE TIMING SYSTEMS PTY LTD

9 Timber Lane, Glen Waverley, Vic 3150. Ph : 0418 17 13 17

E-mail : scott@computime.com.au



2014 Australian Superbike Championships



Round 2 Phillip Island GP Circuit July 19 & 20 SUPERSPORT Qualifying 1



Date: 19/07/14
Event: Q03
Weather: Fine & partly cloudy - 12.6C
Track: Almost dry - Temp: 19.2C

Started at: 12:33:25
Laps: 20 Min
Starters: 24
Printed at: 13:07

PROVISIONAL SPLIT TIMES

Lap	Split 1	Split 2	Split 3	Split 4	Lap Time	Spd	Lap	Split 1	Split 2	Split 3	Split 4	Lap Time	Spd
1 Daniel FALZON (SA) (1st)							10	34.416	48.871	31.195		1:54.482	227
1	41.840	46.154	30.982		1:58.976		11	34.299	48.399	30.959		1:53.657	220
2	39.252	6:41.988			7:21.240	167							
3	37.860	43.999	28.233		1:50.092		17 Sam LAMBERT (NT) (7th)						
4	30.791	42.357	27.702		1:40.850	258	1	42.097	45.117	28.382		1:55.596	
5	30.087	42.470	27.339		1:39.896	260	2	30.779	55.302	5:38.635		7:04.716	263
6	29.842	40.854	<u>27.073</u>		1:37.769	261	3	36.946	43.111	28.305		1:48.362	
7	<u>29.726</u>	<u>40.796</u>	27.209		<u>1:37.731</u>	259	4	30.446	42.424	28.185		1:41.055	255
3 David BARKER (VIC) (15th)							5	30.470	43.077	2:07.256		3:20.803	254
1	40.330	46.840	31.772		1:58.942		6	40.679	42.709	27.935		1:51.323	
2	40.015	6:24.851			7:04.866	162	7	30.207	41.816	28.115		1:40.138	255
3	39.017	45.476	29.821		1:54.314		8	<u>29.980</u>	<u>41.513</u>	<u>28.527</u>		1:40.020	255
4	32.879	45.122	29.690		1:47.691	247	9	30.164	41.626	<u>27.792</u>		<u>1:39.582</u>	263
5	32.938	44.131	29.649		1:46.718	251	10	30.289	43.909	1:29.539		2:43.737	253
6	31.868	43.489	29.279		1:44.636	246	11	38.626	41.988	28.178		1:48.792	
7	31.937	44.012	29.139		1:45.088	246	30 Kane BURNS (NSW) (13th)						
8	31.846	43.590	28.831		1:44.267	246	1	40.561	45.395	29.185		1:55.141	
9	<u>31.583</u>	<u>43.266</u>	<u>28.782</u>		<u>1:43.631</u>	246	2	31.728	50.060	5:42.872		7:04.660	255
10	31.694	44.151	29.716		1:45.561	245	3	38.057	43.645	<u>28.192</u>		1:49.894	
5 Callum ALDERSON (VIC) (18th)							4	<u>30.833</u>	<u>42.287</u>	28.236		<u>1:41.356</u>	258
1	41.928	48.491	30.786		2:01.205		41 Aiden WAGNER (QLD) (4th)						
2	33.034	56.407	5:38.056		7:07.497	250	1	41.609	51.647	5:20.111		6:53.367	
3	39.705	46.175	29.791		1:55.671		2	36.268	42.410	27.776		1:46.454	
4	32.233	45.215	29.783		1:47.231	250	3	30.233	41.242	27.739		1:39.214	254
5	32.337	46.149	29.552		1:48.038	249	4	32.053	44.472	4:36.885		5:53.410	253
6	32.087	45.360	29.301		1:46.748	253	5	37.753	41.694	27.596		1:47.043	
7	31.996	<u>44.758</u>	29.294		1:46.048	251	6	30.212	41.975	<u>27.558</u>		1:39.745	256
8	<u>31.419</u>	44.984	<u>29.069</u>		<u>1:45.472</u>	250	7	<u>29.737</u>	<u>41.221</u>	27.601		<u>1:38.559</u>	257
9	31.888	45.099	1:26.613		2:43.600	250	43 Chris EARLY (VIC) (17th)						
10	40.552	45.058	29.206		1:54.816		1	42.933	48.317	30.243		2:01.493	
11	32.211	45.510	29.762		1:47.483	249	2	34.078	57.206	5:31.478		7:02.762	213
13 Chris GALLAGHER (VIC) (22th)							3	40.582	46.385	29.809		1:56.776	
1	46.467	53.922	33.481		2:13.870		4	32.376	44.632	29.667		1:46.675	241
2	36.720	57.858	5:55.495		7:30.073	224	5	<u>31.701</u>	44.097	29.109		1:44.907	239
3	45.221	50.956	31.928		2:08.105		6	32.037	43.764	29.031		1:44.832	240
4	35.329	49.582	31.640		1:56.551	232	7	32.041	43.816	29.092		1:44.949	241
5	35.141	49.211	31.704		1:56.056	232	8	31.965	43.908	<u>28.819</u>		<u>1:44.692</u>	239
6	34.470	48.674	31.311		1:54.455	218	9	32.100	<u>43.644</u>	29.076		1:44.820	240
7	<u>34.104</u>	48.129	31.204		1:53.437	231	44 Matthew DAVIES (NSW) (2nd)						
8	34.407	<u>47.624</u>	<u>30.956</u>		<u>1:52.987</u>	223	1	42.645	44.548	28.258		1:55.451	
9	34.364	48.505	31.154		1:54.023	230							

Scott Laing
Chief Time Keeper - Scott Laing

Tom Williams
Clerk of Course - Tom Williams

Computime Race Timing Systems Pty Ltd © 1996
Licensed to Computime Race Timing Systems

www.computime.com.au

COMPUTIME RACE TIMING SYSTEMS PTY LTD

9 Timber Lane, Glen Waverley, Vic 3150. Ph : 0418 17 13 17

E-mail : scott@computime.com.au



2014 Australian Superbike Championships



Round 2 Phillip Island GP Circuit July 19 & 20

SUPERSPORT Qualifying 1



Date: 19/07/14
Event: Q03
Weather: Fine & partly cloudy - 12.6C
Track: Almost dry - Temp: 19.2C

Started at: 12:33:25
Laps: 20 Min
Starters: 24
Printed at: 13:07

PROVISIONAL SPLIT TIMES

Lap	Split 1	Split 2	Split 3	Split 4	Lap Time	Spd	Lap	Split 1	Split 2	Split 3	Split 4	Lap Time	Spd
2	31.116	55.769	5:41.968		7:08.853	259	2	33.989	51.539	5:43.936		7:09.464	253
3	38.105	44.678	29.636		1:52.419		3	42.695	44.926	28.564		1:56.185	
4	30.763	41.515	27.536		1:39.814	252	4	30.661	43.225	28.259		1:42.145	254
5	29.870	41.313	27.796		1:38.979	259	5	30.395	42.922	28.283		1:41.600	254
6	30.174	41.908	27.899		1:39.981	262	6	30.328	42.811	28.040		1:41.179	254
7	<u>29.761</u>	<u>41.064</u>	<u>27.387</u>		<u>1:38.212</u>	257	7	30.090	42.160	28.060		1:40.310	254
							8	<u>30.017</u>	<u>41.930</u>	<u>27.872</u>		<u>1:39.819</u>	257
							9	30.611	42.498	28.003		1:41.112	257
45 Joshua LEONARD (QLD) (21th)							10	30.124	42.130	28.058		1:40.312	258
1	46.325	50.831	35.026		2:12.182		11	30.165	42.144	28.359		1:40.668	256
2	42.864	5:35.344			6:18.208	126							
3	43.211	49.245	31.018		2:03.474								
4	34.214	46.719	30.083		1:51.016	231	67 Brenton HYDE (NSW) (14th)						
5	33.408	46.719	30.087		1:50.214	239	1	42.854	49.045	30.855		2:02.754	
6	<u>33.048</u>	45.639	29.957		<u>1:48.644</u>	244	2	36.483	56.802	5:18.144		6:51.429	247
7	33.113	<u>45.565</u>	2:52.716		4:11.394	239	3	39.543	45.749	29.963		1:55.255	
8	45.176	46.690	30.069		2:01.935		4	32.274	43.782	29.257		1:45.313	247
9	33.543	46.849	<u>29.824</u>		1:50.216	241	5	31.736	44.450	29.145		1:45.331	247
10	33.523	46.340	30.329		1:50.192	232	6	31.605	43.779	28.987		1:44.371	245
							7	31.568	43.750	29.286		1:44.604	246
							8	<u>31.552</u>	43.514	29.017		1:44.083	244
							9	31.935	<u>42.685</u>	<u>28.777</u>		<u>1:43.397</u>	245
48 Justin DIGIANDOMENICO (VIC) (6th)							68 Mitch LEVY (NSW) (11th)						
1	41.028	44.164	28.332		1:53.524		1	41.609	47.538	6:23.059		7:52.206	
2	30.218	56.444	7:07.706		8:34.368	254	2	39.267	44.834	28.484		1:52.585	
3	38.314	45.116	28.347		1:51.777		3	30.726	43.128	28.136		1:41.990	260
4	30.464	42.616	<u>27.853</u>		1:40.933	254	4	30.324	42.585	27.792		1:40.701	261
5	<u>29.875</u>	42.250	27.870		1:39.995	258	5	30.772	42.522	<u>27.715</u>		1:41.009	263
6	33.118	45.229	4:35.592		5:53.939	228	6	30.636	<u>41.982</u>	27.785		<u>1:40.403</u>	265
7	39.389	45.168	28.482		1:53.039		7	<u>30.308</u>	42.903	28.377		1:41.588	264
8	30.108	<u>41.449</u>	28.014		<u>1:39.571</u>	252	8	30.391	42.343	28.987		1:41.721	261
							9	30.732	42.596	1:37.380		2:50.708	260
52 Ryan TAYLOR (VIC) (3rd)							10	38.359	43.168	28.100		1:49.627	
1	50.289	42.548	27.875		2:00.712		11	30.620	42.295	27.849		1:40.764	259
2	<u>29.711</u>	41.455	<u>27.502</u>		1:38.668	257							
3	30.088	41.138	27.525		1:38.751	253							
4	30.017	<u>40.988</u>	27.513		<u>1:38.518</u>	254							
58 Luke BURGESS (QLD) (5th)							74 Cam RUSSELL (VIC) (16th)						
1	43.401	49.362	5:06.587		6:39.350		1	42.575	48.903	30.019		2:01.497	
2	38.466	43.610	28.872		1:50.948		2	32.148	53.855	6:46.452		8:12.455	249
3	31.150	42.111	28.003		1:41.264	256	3	43.305	49.257	30.180		2:02.742	
4	30.955	41.751	27.751		1:40.457	256	4	32.205	45.771	29.556		1:47.532	249
5	<u>30.510</u>	<u>41.148</u>	<u>27.299</u>		<u>1:38.957</u>	256	5	32.114	46.736	29.010		1:47.860	250
							6	32.923	47.021	29.316		1:49.260	252
							7	32.009	44.153	28.703		1:44.865	249
65 Hudson PITT (SA) (9th)							8	31.802	<u>43.995</u>	<u>28.558</u>		<u>1:44.355</u>	249
1	44.937	46.640	29.941		2:01.518								

Scott Laing
Chief Time Keeper - Scott Laing

Tom Williams
Clerk of Course - Tom Williams


Computime Race Timing Systems Pty Ltd © 1996
Licensed to Computime Race Timing Systems

www.computime.com.au

COMPUTIME RACE TIMING SYSTEMS PTY LTD

9 Timber Lane, Glen Waverley, Vic 3150. Ph : 0418 17 13 17

E-mail : scott@computime.com.au



2014 Australian Superbike Championships



Round 2 Phillip Island GP Circuit July 19 & 20 SUPERSPORT Qualifying 1



Date: 19/07/14
Event: Q03
Weather: Fine & partly cloudy - 12.6C
Track: Almost dry - Temp: 19.2C

Started at: 12:33:25
Laps: 20 Min
Starters: 24
Printed at: 13:07

PROVISIONAL SPLIT TIMES

Lap	Split 1	Split 2	Split 3	Split 4	Lap Time	Spd	Lap	Split 1	Split 2	Split 3	Split 4	Lap Time	Spd
9	33.997	48.297	1:15.011		2:37.305	240	93 Adrian DIGIANDOMENICO (VIC) (8th)						
10	41.283	51.652	29.000		2:01.935		1	40.218	44.545	28.584		1:53.347	
11	<u>31.609</u>	46.277	29.277		1:47.163	249	2	30.749	43.422	7:05.105		8:19.276	252
78 Michael BLAIR (NSW) (12th)							3	43.603	42.772	28.378		1:54.753	
1	42.184	44.540	28.882		1:55.606		4	30.553	43.130	28.039		1:41.722	253
2	31.085	6:38.918			7:10.003	259	5	30.389	41.796	27.993		1:40.178	252
3	38.272	43.784	28.757		1:50.813		6	<u>30.197</u>	42.524	28.570		1:41.291	254
4	31.132	42.505	28.094		1:41.731	258	7	30.238	<u>41.625</u>	<u>27.737</u>		<u>1:39.600</u>	254
5	31.041	43.801	28.318		1:43.160	260	8	35.253	45.292	2:48.258		4:08.803	253
6	30.967	42.590	28.216		1:41.773	257	9	44.864	44.675	28.692		1:58.231	
7	30.794	42.340	27.960		1:41.094	258	10	30.472	41.744	28.175		1:40.391	252
8	<u>30.709</u>	42.359	<u>27.865</u>		1:40.933	259	98 Aaron LINHAM (WA) (23th)						
9	30.733	<u>42.103</u>	27.983		<u>1:40.819</u>	258	1	45.365	51.037	33.457		2:09.859	
10	30.770	2:19.836			2:50.606	258	2	<u>35.743</u>	1:00.114	5:52.865		7:28.722	230
11	39.012	43.301	28.361		1:50.674		3	45.609	49.737	32.875		2:08.221	
82 Chris QUINN (NSW) (10th)							4	36.383	49.410	32.097		1:57.890	235
1	46.716	56.122	5:57.099		7:39.937		5	36.383	50.530	32.187		1:59.100	234
2	40.559	46.549	29.148		1:56.256		6	35.813	49.476	32.214		1:57.503	230
3	31.142	43.536	28.229		1:42.907	257	7	36.545	49.090	31.810		1:57.445	232
4	30.642	42.442	27.990		1:41.074	256	8	35.779	49.216	<u>31.777</u>		<u>1:56.772</u>	236
5	30.467	42.011	28.262		1:40.740	258	9	36.073	49.517	32.797		1:58.387	225
6	30.446	42.047	27.911		1:40.404	258	10	36.222	49.559	32.078		1:57.859	228
7	30.507	41.858	27.939		1:40.304	258	11	35.800	<u>48.983</u>	32.474		1:57.257	231
8	<u>30.331</u>	<u>41.641</u>	<u>27.902</u>		<u>1:39.874</u>	257	104 Anthony NICOLO (VIC) (19th)						
83 Kieran MAHER (VIC) (20th)							1	45.454	50.158	30.780		2:06.392	
1	40.049	48.890	35.870		2:04.809		2	34.432	52.687	6:11.792		7:38.911	228
2	39.378	6:07.043			6:46.421	179	3	43.124	47.906	30.331		2:01.361	
3	39.347	46.034	30.036		1:55.417		4	32.324	45.305	29.444		1:47.073	240
4	33.051	46.003	29.553		1:48.607	239	5	32.403	45.616	29.780		1:47.799	243
5	32.826	45.457	29.957		1:48.240	241	6	32.488	44.932	29.325		1:46.745	240
6	<u>32.322</u>	45.071	<u>29.094</u>		<u>1:46.487</u>	243	7	<u>32.155</u>	44.847	29.315		1:46.317	241
7	32.910	<u>44.792</u>	29.202		1:46.904	242	8	32.167	45.136	<u>29.304</u>		1:46.607	241
8	32.689	45.778	29.414		1:47.881	241	9	32.429	45.162	29.514		1:47.105	241
9	32.913	45.237	29.275		1:47.425	241	10	2:18.354	45.629	29.899		3:33.882	1
10	32.972	45.907	29.828		1:48.707	241	11	32.208	<u>44.611</u>	29.370		<u>1:46.189</u>	241
11	33.232	46.219	30.437		1:49.888	238							

*** Indicative qualifying time - 1:52.391 ***

*** RED FLAG after 3 minutes due to crashed bike on track at turn 4. Session re-started for 17 minutes ***


The results are provisional until the end of the time limit for protests and appeals.

Scott Laing
Chief Time Keeper - Scott Laing

Tom Williams
Clerk of Course - Tom Williams



Computime Race Timing Systems Pty Ltd © 1996
Licensed to Computime Race Timing Systems
www.computime.com.au
COMPUTIME RACE TIMING SYSTEMS PTY LTD
9 Timber Lane, Glen Waverley, Vic 3150. Ph : 0418 17 13 17
E-mail : scott@computime.com.au



2014 Australian Superbike Championships



Round 2 Phillip Island GP Circuit July 19 & 20 SUPERSPORT Qualifying 1



Date: 19/07/14
Event: Q03
Weather: Fine & partly cloudy - 12.6C
Track: Almost dry - Temp: 19.2C

Started at: 12:33:25
Laps: 20 Min
Starters: 24
Printed at: 13:07

PROVISIONAL FASTEST LAPS SEQUENCE

Race Time	No	Name	Machine	Fastest Lap	On Lap
1:56.205	93	Adrian DIGIANDOMENICO (VIC)	Yamaha YZF-R6	1:53.347	1
10:58.619	41	Aiden WAGNER (QLD)	Yamaha YZF-R6	1:46.454	2
12:37.833	41	Aiden WAGNER (QLD)	Yamaha YZF-R6	1:39.214	3
14:46.634	52	Ryan TAYLOR (VIC)	Yamaha YZF-R6	1:38.668	2
17:30.875	1	Daniel FALZON (SA)	Yamaha YZF-R6	1:37.769	6
19:08.606	1	Daniel FALZON (SA)	Yamaha YZF-R6	1:37.731	7

*** Indicative qualifying time - 1:52.391 ***

*** RED FLAG after 3 minutes due to crashed bike on track at turn 4. Session re-started for 17 minutes ***

The results are provisional until the end of the time limit for protests and appeals.

Chief Time Keeper - Scott Laing

Clerk of Course - Tom Williams




Computime Race Timing Systems Pty Ltd © 1996
Licensed to Computime Race Timing Systems

www.computime.com.au

COMPUTIME RACE TIMING SYSTEMS PTY LTD

9 Timber Lane, Glen Waverley, Vic 3150. Ph : 0418 17 13 17

E-mail : scott@computime.com.au



2014 Australian Superbike Championships



Round 2

Phillip Island GP Circuit

July 19 & 20

SUPERSPORT

Qualifying 1



Date: 19/07/14
 Event: Q03
 Weather: Fine & partly cloudy - 12.6C
 Track: Almost dry - Temp: 19.2C

Started at: 12:33:25
 Laps: 20 Min
 Starters: 24
 Printed at: 13:07

PROVISIONAL BEST PARTIAL TIMES

Pos	Split 1		Split 2		Split 3		Split 4		LAP		Ideal	Fastest
	Name	Time	Name	Time	Name	Time	Name	Time	Name	Time		
1	R. TAYLOR	29.711	D. FALZON	40.796	D. FALZON	27.073			D. FALZON	1:37.595	1:37.731	
2	D. FALZON	29.726	R. TAYLOR	40.988	L. BURGESS	27.299			R. TAYLOR	1:38.201	1:38.518	
3	A. WAGNER	29.737	M. DAVIES	41.064	M. DAVIES	27.387			M. DAVIES	1:38.212	1:38.212	
4	M. DAVIES	29.761	L. BURGESS	41.148	R. TAYLOR	27.502			A. WAGNER	1:38.516	1:38.559	
5	J. DIGIANDO	29.875	A. WAGNER	41.221	A. WAGNER	27.558			L. BURGESS	1:38.957	1:38.957	
6	S. LAMBERT	29.980	J. DIGIANDO	41.449	M. LEVY	27.715			J. DIGIANDO	1:39.177	1:39.571	
7	H. PITT	30.017	S. LAMBERT	41.513	A. DIGIANDO	27.737			S. LAMBERT	1:39.285	1:39.582	
8	A. DIGIANDO	30.197	A. DIGIANDO	41.625	S. LAMBERT	27.792			A. DIGIANDO	1:39.559	1:39.600	
9	M. LEVY	30.308	C. QUINN	41.641	J. DIGIANDO	27.853			H. PITT	1:39.819	1:39.819	
10	C. QUINN	30.331	H. PITT	41.930	M. BLAIR	27.865			C. QUINN	1:39.874	1:39.874	
11	L. BURGESS	30.510	M. LEVY	41.982	H. PITT	27.872			M. LEVY	1:40.005	1:40.403	
12	M. BLAIR	30.709	M. BLAIR	42.103	C. QUINN	27.902			M. BLAIR	1:40.677	1:40.819	
13	K. BURNS	30.755	K. BURNS	42.287	K. BURNS	28.192			K. BURNS	1:41.234	1:41.356	
14	C. ALDERSON	31.419	B. HYDE	42.685	C. RUSSELL	28.558			B. HYDE	1:43.014	1:43.397	
15	D. BARKER	31.498	D. BARKER	42.836	B. HYDE	28.777			D. BARKER	1:43.116	1:43.631	
16	B. HYDE	31.552	C. EARLY	43.644	D. BARKER	28.782			C. RUSSELL	1:44.162	1:44.355	
17	C. RUSSELL	31.609	C. RUSSELL	43.995	C. EARLY	28.819			C. EARLY	1:44.164	1:44.692	
18	C. EARLY	31.701	A. NICOLO	44.611	C. ALDERSON	29.069			C. ALDERSON	1:45.246	1:45.472	
19	A. NICOLO	32.155	C. ALDERSON	44.758	K. MAHER	29.094			A. NICOLO	1:46.070	1:46.189	
20	K. MAHER	32.322	K. MAHER	44.792	A. NICOLO	29.304			K. MAHER	1:46.208	1:46.487	
21	J. LEONARD	33.048	J. LEONARD	45.565	J. LEONARD	29.824			J. LEONARD	1:48.437	1:48.644	
22	C. GALLAGHE	34.104	C. GALLAGHE	47.624	C. GALLAGHE	30.956			C. GALLAGHE	1:52.684	1:52.987	
23	A. LINHAM	35.743	A. LINHAM	48.983	A. LINHAM	31.777			A. LINHAM	1:56.503	1:56.772	

*** Indicative qualifying time - 1:52.391 ***

*** RED FLAG after 3 minutes due to crashed bike on track at turn 4. Session re-started for 17 minutes ***

The results are provisional until the end of the time limit for protests and appeals.

Scott Laing
 Chief Time Keeper - Scott Laing

Tom Williams
 Clerk of Course - Tom Williams



Computime Race Timing Systems Pty Ltd © 1996
 Licensed to Computime Race Timing Systems

www.computime.com.au

COMPUTIME RACE TIMING SYSTEMS PTY LTD

9 Timber Lane, Glen Waverley, Vic 3150. Ph : 0418 17 13 17

E-mail : scott@computime.com.au

